



Research Article

NUMERICAL SOLUTIONS AND STABILITY ANALYSIS OF MODIFIED BURGERS EQUATION VIA MODIFIED CUBIC B-SPLINE DIFFERENTIAL QUADRATURE METHODS

Yusuf UÇAR¹, N. Murat YAĞMURLU², Ali BAŞHAN*³

¹Inonu University, Dept. of Mathematics, MALATYA; ORCID: 0000-0003-1469-5002

²Inonu University, Dept. of Mathematics, MALATYA; ORCID: 0000-0003-1593-0254

³Bulent Ecevit University, Dept. of Mathematics, ZONGULDAK; ORCID: 0000-0001-8500-493X

Received: 08.01.2018 Revised: 12.06.2018 Accepted: 15.07.2018

ABSTRACT

The purpose of this work is obtain the numerical approximate solutions of the nonlinear modified Burgers' equation (MBE) via the modified cubic B-spline (MCB) differential quadrature methods (DQMs). The accuracy and effectiveness of the methods are measured and reported by finding out error norms L_2 and L_∞ . The present numerical results have been compared with some earlier studies and this comparison clearly indicates that the method is an outstanding numerical scheme for the solution of the MBE. A stability analysis has at the same time been given.

Keywords: Differential quadrature method, modified Burgers' equation, B-spline, Runge-Kutta method.

AMS classification: 65M99, 65M012, 65D07, 65L06, 65L20.

1. INTRODUCTION

The nonlinear Burgers' equation (BE) first was first launched by Bateman [1] and then handled by Burgers' [2], has the following form

$$u_t + uu_x - \vartheta u_{xx} = 0, \quad (1)$$

in which ϑ is a positive parameter which may be indicate the viscosity and the subscripts t and x show time and space derivatives, respectively. The viscosity parameter serves as a regulator the balance between the convection and diffusion terms. When the viscosity parameter is taken zero ($\vartheta = 0$) the Burgers' equation is turns into inviscid Burgers' equation, which is the model for evaluation of shock waves that has a great importance in physical applications [3]. Seydaoğlu [4] is presented numerical solution of the Burgers' equation via splitting methods for small value of viscosity parameter. BE is very important in fluid dynamics especially for turbulence problems, gas dynamics, heat conduction, continuous stochastic processes and theory of shock waves [5].

The modified Burgers' equation (MBE) discussed in the present study depends on the Burgers' equation (BE) of the following form

$$u_t + u^2 u_x - \vartheta u_{xx} = 0. \quad (2)$$

* Corresponding Author: e-mail: alibashan@gmail.com, tel: (372) 257 40 10

The MBE has the strong non-linear behaviours and also has widely been utilized in physical problems, for example for example turbulence transport, non-linear waves in a medium having low-frequency pumping or absorption, wave process in thermoelastic media, dispersion and transport of pollutants inside rivers and also sediment transportation, ion reflection available at quasi-perpendicular shocks [6]. Recently, some numerical studies of the equation have been presented: Bratsos [6] has used a finite difference scheme for calculating the numerical solution of the MBE. Ramadan and Danaf [8] and Ramadan *et al.* [7] have used the quintic and the septic B-spline collocation methods, respectively. A special lattice Boltzmann model is developed by Duan *et al.* [9]. Saka *et al.* [10] have developed a Galerkin FEM solution of the MBE. A solution based on sextic B-spline collocation method is proposed by Irk [11]. Roshan *et al.* [12] has applied a Petrov-Galerkin method. A discontinuous Galerkin method is presented by Zhang Rong-Pei *et al.* [13]. Başhan *et al.* [14] have utilized quintic B-spline DQM to solve it numerically and Karakoç *et al.* [15] have solved the problem via two different methods namely, subdomain FEM and DQM and used quartic B-spline base functions at the both of the methods. Aswin and Awasthi [16] are investigated numerical solution of the MBE via iterative differential quadrature algorithms. Lakshmi and Awasthi [17] researched solution of the MBE numerically via quintic spline collocation method and Crank-Nicolson scheme.

Bellman *et al.* [18] has firstly introduced DQM for solving the differential equations easily, in 1972 where partial derivative of a function in terms of a space direction is mentioned as a linear weighted sum of all of the values of the function for every grid point on the space direction [19]. DQM has widely been popular in recent years thanks to the easy usage of the method for many applications. Several authors have used different types of DQMs by using different test problems [20–33].

In the past few decades, DQM has become a very efficient and effective method for obtaining approximate solutions for different types of partial differential equations due to its simplicity for application. The DQM has several advantages over the other conventional techniques, basically, it prevents linearization and perturbation for finding better solutions of present nonlinear equations. Since MCB-DQM do not need transformation for solving the equation, the method has been preferred.

In the present work, we have applied a MCB-DQMs for obtaining numerical solutions of the MBE. To illustrate the outstanding advantages of the MCB-DQMs and make a comparison of numerical solutions we have taken different values of ϑ . A stability analysis has also been given.

2. MODIFIED CUBIC B-SPLINE BASED DIFFERENTIAL QUADRATURE METHOD

First, we will handle the Eq.(2) having the following initial condition

$$U(x, 0) = f(x), \quad a \leq x \leq b, \tag{3}$$

and boundary conditions

$$U(a, t) = h_1(t), \quad U(b, t) = h_2(t), \quad t \in [0, T] \tag{4}$$

in which $h_1(t)$ and $h_2(t)$ are constants.

Let us take the grid distribution $a = x_1 < x_2 < \dots < x_N = b$ of the closed interval $[a, b]$. In case a predefined function $U(x)$ is smooth enough on the solution region of the problem, its derivatives with regard to x at a nodal point x_i may also be approximated by a linear combination the values of the function over the solution region, that is,

$$U_x^{(r)} = \frac{d^{(r)}U}{dx^{(r)}} \Big|_{x_i} = \sum_{j=1}^N w_{ij}^{(r)} U(x_j), \quad i = 1, 2, \dots, N, \quad r = 1, 2, \dots, N - 1 \tag{5}$$

in which r is used to denote the order of derivative, $w_{ij}^{(r)}$ are used to represent the weighting coefficients of the r - th order derivative approximation, and N is used to denote the number of

nodal points over the solution region. In this equation, the index j is used to denote the fact that $w_{ij}^{(r)}$ is the related weighting coefficients for the values of function $U(x_j)$.

In the present study, we are going to need the first and the second order derivatives of the function $U(x)$. So, we will find the value of the equation (5) for the values of $r = 1, 2$.

Let $K_i(x)$ denote the cubic B-splines having meshes at the points x_i in which the uniformly scattered N nodal points are taken as $a = x_1 < x_2 < \dots < x_N = b$ on the real axis. Next, the cubic B-splines $\{K_0, K_1, \dots, K_{N+1}\}$ constitute a basis for functions described over $[a, b]$. Those cubic B-spline basis functions $K_i(x)$ are given by the following equalities:

$$K_i(x) = \frac{1}{h^3} \begin{cases} (x - x_{i-2})^3 & , [x_{i-2}, x_{i-1}] \\ (x - x_{i-2})^3 - 4(x - x_{i-1})^3 & , [x_{i-1}, x_i] \\ (x_{i+2} - x)^3 - 4(x_{i+1} - x)^3 & , [x_i, x_{i+1}] \\ (x_{i+2} - x)^3 & , [x_{i+1}, x_{i+2}] \\ 0 & , otherwise \end{cases}$$

where $h = x_i - x_{i-1}$ for all i [34]. Table 1 shows the values of cubic B-spline functions and their derivatives given at the nodal points.

Table 1. The values of cubic B-spline functions and their derivatives.

X	x_{i-2}	x_{i-1}	x_i	x_{i+1}	x_{i+2}
K_i	0	1	4	1	0
K'_i	0	$3/h$	0	$-3/h$	0
K''_i	0	$6/h^2$	$-12/h^2$	$6/h^2$	0

A matrix system of equations which is dominant in diagonal is obtained by using the modified cubic B-splines. This structure of diagonally dominant matrix is also great value to the stability analysis. The modification process of cubic B-spline functions can also be performed in a different way. We used the modification which is presented by Mittal and Jain [36] as given below

$$\begin{aligned} \Psi_1(x) &= K_1(x) + 2K_0(x) \\ \Psi_2(x) &= K_2(x) - K_0(x) \\ \Psi_s(x) &= K_s(x), \text{ for } s = 3, 4, \dots, N - 2 \\ \Psi_{N-1}(x) &= K_{N-1}(x) - K_{N+1}(x) \\ \Psi_N(x) &= K_N(x) + 2K_{N+1}(x) \end{aligned} \tag{6}$$

where $\Psi_t, (t = 1, 2, \dots, N)$ constitutes a basis functions on the $[a, b]$ domain.

2.1. Obtaining the Weighting Coefficients Related to First Order Derivative

Firstly, to obtain weighting coefficients of the first order the value of $r = 1$ is used in Eq.(5). So,

$$\Psi'_t(x_i) = \sum_{j=1}^N w_{ij}^{(1)} \Psi_t(x_j) \text{ for } i = 1, 2, \dots, N; t = 1, 2, \dots, N \tag{7}$$

equation is obtained. In the first place, for the first nodal point x_1 (7), we get form as

$$\Psi'_t(x_1) = \sum_{j=1}^N w_{1j}^{(1)} \Psi_t(x_j) \text{ for } t = 1, 2, \dots, N \tag{8}$$

and utilizing the modified cubic B-spline basis functional values

$$\begin{bmatrix} 6 & 1 & & & & & & \\ 0 & 4 & 1 & & & & & \\ & 1 & 4 & 1 & & & & \\ & & \ddots & \ddots & \ddots & & & \\ & & & 1 & 4 & 1 & & \\ & & & & 1 & 4 & 0 & \\ & & & & & 1 & 6 & \\ & & & & & & & w_{1,N}^{(1)} \end{bmatrix} = \begin{bmatrix} -6/h \\ 6/h \\ 0 \\ \vdots \\ 0 \\ 0 \end{bmatrix} \quad (9)$$

equation system is obtained. In a similar way, utilizing the functional values of the modified cubic B-spline basis function at the x_i , ($2 \leq i \leq N - 1$) grid points, respectively,

$$\begin{bmatrix} 6 & 1 & & & & & & \\ 0 & 4 & 1 & & & & & \\ & 1 & 4 & 1 & & & & \\ & & \ddots & \ddots & \ddots & & & \\ & & & 1 & 4 & 1 & & \\ & & & & 1 & 4 & 0 & \\ & & & & & 1 & 6 & \\ & & & & & & & w_{i,N}^{(1)} \end{bmatrix} = \begin{bmatrix} 0 \\ \vdots \\ 0 \\ -3/h \\ 0 \\ 3/h \\ 0 \\ \vdots \\ 0 \end{bmatrix} \quad (10)$$

a system of equations is found. Finally, for the last nodal point x_N

$$\begin{bmatrix} 6 & 1 & & & & & & \\ 0 & 4 & 1 & & & & & \\ & 1 & 4 & 1 & & & & \\ & & \ddots & \ddots & \ddots & & & \\ & & & 1 & 4 & 1 & & \\ & & & & 1 & 4 & 0 & \\ & & & & & 1 & 6 & \\ & & & & & & & w_{N,N}^{(1)} \end{bmatrix} = \begin{bmatrix} 0 \\ 0 \\ \vdots \\ 0 \\ 0 \\ -6/h \\ 6/h \end{bmatrix} \quad (11)$$

a system of equations is found. So, weighting coefficients $w_{i,j}^{(1)}$ which are related to the x_i ($i = 1, 2, \dots, N$) are going to be found out by the solution of Eqs. (9), (10) and (11) equation systems by an algorithm known as Thomas.

2.2. Obtaining the Weighting Coefficients Related to Second Order Derivative (Method I)

The calculation of the second order derivatives' weighting coefficients is independently carried out from that of the first order ones. By using the value of $r = 2$, in Eq.(5)

$$\Psi_t''(x_i) = \sum_{j=1}^N w_{ij}^{(2)} \Psi_t(x_j) \text{ for } i = 1, 2, \dots, N; \quad t = 1, 2, \dots, N \quad (12)$$

equation is obtained. In the first place, for the first nodal point x_1 (12), we easily obtain the following form

$$\Psi_t''(x_1) = \sum_{j=1}^N w_{1j}^{(2)} \Psi_t(x_j) \text{ for } t = 1, 2, \dots, N \quad (13)$$

and utilizing the functional values of the modified cubic B-spline basis functions

$$\begin{bmatrix} 6 & 1 & & & & & & & \\ 0 & 4 & 1 & & & & & & \\ & 1 & 4 & 1 & & & & & \\ & & \ddots & \ddots & \ddots & & & & \\ & & & 1 & 4 & 1 & & & \\ & & & & 1 & 4 & 0 & & \\ & & & & & 1 & 6 & & \end{bmatrix} \begin{bmatrix} w_{1,1}^{(2)} \\ w_{1,2}^{(2)} \\ w_{1,3}^{(2)} \\ \vdots \\ w_{1,N-1}^{(2)} \\ w_{1,N}^{(2)} \end{bmatrix} = \begin{bmatrix} 0 \\ 0 \\ \vdots \\ 0 \\ 0 \end{bmatrix} \tag{14}$$

equation system is obtained. In a similar way, utilizing the functional values of the modified cubic B-spline basis functions x_i , ($2 \leq i \leq N - 1$) grid points, respectively,

$$\begin{bmatrix} 6 & 1 & & & & & & & \\ 0 & 4 & 1 & & & & & & \\ & 1 & 4 & 1 & & & & & \\ & & \ddots & \ddots & \ddots & & & & \\ & & & 1 & 4 & 1 & & & \\ & & & & 1 & 4 & 0 & & \\ & & & & & 1 & 6 & & \end{bmatrix} \begin{bmatrix} w_{i,1}^{(2)} \\ \vdots \\ w_{i,i-1}^{(2)} \\ w_{i,i}^{(2)} \\ w_{i,i+1}^{(2)} \\ \vdots \\ w_{i,N}^{(2)} \end{bmatrix} = \begin{bmatrix} 0 \\ \vdots \\ 0 \\ 6/h^2 \\ -12/h^2 \\ 6/h^2 \\ 0 \\ \vdots \\ 0 \end{bmatrix} \tag{15}$$

a system of equations is found. Again for the last nodal point x_N

$$\begin{bmatrix} 6 & 1 & & & & & & & \\ 0 & 4 & 1 & & & & & & \\ & 1 & 4 & 1 & & & & & \\ & & \ddots & \ddots & \ddots & & & & \\ & & & 1 & 4 & 1 & & & \\ & & & & 1 & 4 & 0 & & \\ & & & & & 1 & 6 & & \end{bmatrix} \begin{bmatrix} w_{N,1}^{(2)} \\ w_{N,2}^{(2)} \\ \vdots \\ w_{N,N-2}^{(2)} \\ w_{N,N-1}^{(2)} \\ w_{N,N}^{(2)} \end{bmatrix} = \begin{bmatrix} 0 \\ 0 \\ \vdots \\ 0 \\ 0 \\ 0 \end{bmatrix} \tag{16}$$

equation system is found out. Therefore, weighting coefficients $w_{i,j}^{(2)}$ related to the x_i ($i = 1, 2, \dots, N$) are obtained easily by solving (14), (15) and (16) equation systems using the widely used Thomas algorithm.

2.3. Obtaining the Weighting Coefficients Related to Second Order Derivative (Method II)

The present method is depending on utilizing the first order weighting coefficients in order to obtain the weighting coefficients of the second order derivatives. When the Shu’s iterative formulae is used, the second order weighting coefficients are found out for $i = 1, 2, \dots, N$ and $j = 1, 2, \dots, N$ as below [19]:

$$w_{i,j}^{(2)} = 2w_{i,j}^{(1)} \left(w_{i,i}^{(1)} - \frac{1}{x_i - x_j} \right), \text{ for } i \neq j$$

$$w_{i,i}^{(2)} = - \sum_{j=1, j \neq i}^N w_{i,j}^{(2)}$$

3. NUMERICAL DISCRETIZATION PROCESS

The modified Burgers’ equation of the form

$$U_t + U^2 U_x - \partial U_{xx} = 0, \tag{17}$$

having the initial condition (3) and the boundary conditions (4) is rewritten as,

$$U_t = -U^2 U_x + \vartheta U_{xx} = 0. \tag{18}$$

After that the differential quadrature approach have been used in Eq. (18)

$$\frac{dU(x_i)}{dt} = -U^2(x_i, t) \sum_{j=1}^N w_{ij}^{(1)} U(x_j, t) + \vartheta \sum_{j=1}^N w_{ij}^{(2)} U(x_j, t), \quad i = 1, 2, \dots, N \tag{19}$$

and ODE (19) is obtained. Next, ODE in Eq. (19) is integrated in terms of time via a suitable method. In this manuscript, we have chosen strong stability preserving low storage Runge-Kutta4(3)5[3S*] method [37] thanks to its outstanding characteristics such as accuracy, stability and the allocated memory storage.

4. NUMERICAL RESULTS AND STABILITY ANALYSIS

In the present section, we will find out the numerical solutions of the MBE via MCB-DQM. The efficiency of the present method has been controlled via the error norms L_2 and L_∞ , respectively:

$$L_2 = \|U^n - u^n\|_2 \cong \sqrt{h \sum_{j=1}^N |U_j - u_j|^2},$$

$$L_\infty = \|U^n - u^n\|_\infty \cong \max_j |U_j - u_j|, \quad j = 1, 2, \dots, N - 1.$$

Calculation of the eigenvalues for the coefficient matrices is a requirement for the stability analysis of a numerical technique used for a differential equation which is nonlinear. With the application of DQM to the MBE, the equation becomes an ODE.

The stability of a time-dependent problem:

$$\frac{\partial U}{\partial t} = l(U), \tag{20}$$

having the appropriate initial and boundary conditions, in which l is a spatial differential operator. When discretized via DQM, Eq. (20) turns into a group of ODEs in time as follows

$$\frac{d\{u\}}{dt} = [A]\{u\} + \{b\} \tag{21}$$

in which $\{u\}$ is a vector consisting of the unknown values of the function nodal points except for the both boundary points, $\{b\}$ is a vector containing the non-homogenous part and the boundary conditions and A is the coefficient matrix. The stability of ODE given by Eq.(21) also determines that of numerical scheme for numerical integration of Eq.(21). When ODE given in Eq.(21) is not stable, it is possible that the numerical methods do not generate convergent solutions. It is obvious that the stability of Eq. (21) depends on the eigenvalues of matrix A , for its analytical solution is directly given by the eigenvalues of this matrix. When all $Re(\lambda_i) \leq 0$ for all i is enough to illustrate the stability of the analytical solution of $\{u\}$ as $t \rightarrow \infty$ in which $Re(\lambda_i)$ denotes the real part of the eigenvalues λ_i of the matrix A . The matrix A at Eq.(21) is evaluated as $A_{ij} = -\alpha_i^2 w_{i,j}^{(1)} + \vartheta w_{i,j}^{(2)}$ where $\alpha_i = U(x_i, t)$ [19]. It is necessary that the eigenvalues of matrix A be inside the stability domain illustrated in Figure 1 [38].

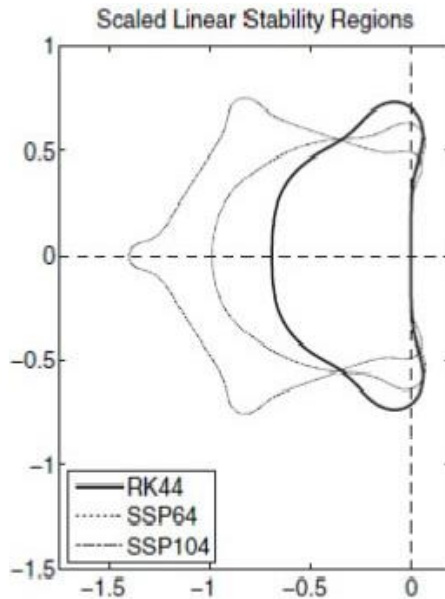


Figure 1. SSP-Runge-Kutta method stability regions.

The analytical solution of MBE is given in [35] as:

$$U(x, t) = \frac{(x/t)}{1+(\sqrt{t}/c_0)\exp(x^2/4\vartheta t)} \tag{22}$$

where c_0 is a constant and $0 < c_0 < 1$. For our numerical calculations, we take $c_0 = 0.5$. We use the initial condition for the Eq.(22) evaluating at $t = 1$ and the boundary conditions are taken as $U(0, t) = 0$ and $U(1, t) = 0$.

For the numerical simulation, we have chosen the various viscosity parameters ranging from $\vartheta = 0.01$, to $\vartheta = 0.0005$ and time step $\Delta t = 0.01$, $\Delta t = 0.001$ over the interval $0 \leq x \leq 1$. The behaviors of the numerical solutions for different values of viscosity are illustrated in Figure 2. As it is observed from the Figure 2, when we select the solution domain $0 \leq x \leq 1$ by the decreasing values of viscosity parameters ϑ , the amplitude of waves have decreased, the waves became steep and both of the solutions with Method 1 and Method 2 have become indistinguishable. Also, we have seen from the Figure 2 that when the time increases the curve of the the numerical solution decay. With smaller viscosity value, the decay of numerical solution has become faster.

In Figure 3 absolute errors are drawn at time $t = 10$ for various viscosity parameters from $\vartheta = 0.01$, to $\vartheta = 0.0005$ by both methods, respectively. As it seen from Figure 3 error norms have similar values for Method 1 and Method 2. Maximum error occurs at the right hand boundary when greater value of viscosity $\vartheta = 0.01$ is taken and with smaller value of viscosities $\vartheta = 0.005$, $\vartheta = 0.001$ and $\vartheta = 0.0005$ maximum error has been monitored near the point at which the shock wave has its highest amplitude.

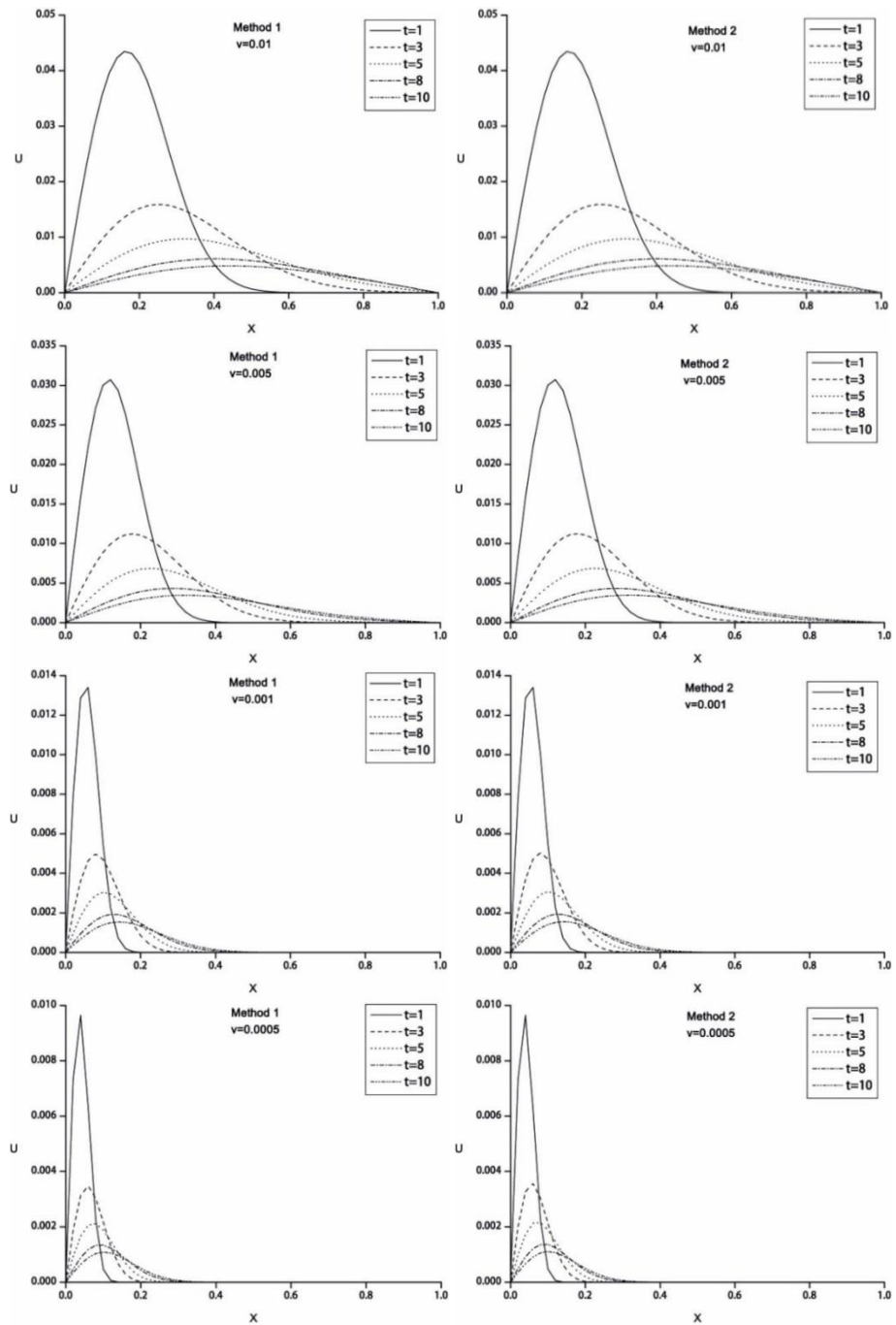


Figure 2. Behaviour of numerical solutions at various time for $\vartheta = 0.01$, $\vartheta = 0.005$, $\vartheta = 0.001$ and $\vartheta = 0.0005$, respectively.

The computed values of the error norms L_2 and L_∞ are presented at some selected times up to $t = 10$. The obtained results are tabulated in Tables [2–5]. As it is seen from the Table 2, the error norms L_2 and L_∞ are sufficiently small and satisfactorily acceptable. Also, it is clearly observed from these tables that from comparison of present solutions with earlier works that MCB-DQMs using less number of grid points solutions are better than quintic B-spline DQM. [20] and septic collocation FEM [7]. When we have extended the solution domain from $0 \leq x \leq 1$ to $0 \leq x \leq 1.3$ present numerical results that compared and tabulated with earlier work [14] at Table 3 are acceptable. In Tables 4 and 5 clearly seen that if the value of viscosity ϑ decrease, the value of the error norms will decrease, too. We have obtained the better results if the value of viscosity parameter is get smaller. In Table 5 numerical results for $\vartheta = 0.005$ and $\vartheta = 0.0005$ are given. Also, at Table 5 the error norms of L_2 and L_∞ obtained by the present methods are enough small for acceptance.

Table 2. L_2 and L_∞ error norms for $\vartheta = 0.01, \Delta t = 0.01$ at $0 \leq x \leq 1$.

t	Method 1 $N = 11$		Method 2 $N = 11$		Quin. DQM.[20] $N = 51$		Sep. Coll. [7] $N = 51$	
	$L_2 \times 10^3$	$L_\infty \times 10^3$	$L_2 \times 10^3$	$L_\infty \times 10^3$	$L_2 \times 10^3$	$L_\infty \times 10^3$	$L_2 \times 10^3$	$L_\infty \times 10^3$
2	0.520872	1.265996	0.744386	1.497042	0.688316	1.406116	0.790430	1.703092
3	0.547643	1.079945	0.622754	1.210896	0.611194	1.228470	0.655193	1.183270
4	0.535512	0.998953	0.543888	0.988942	0.551891	1.047041	0.557679	0.996452
5	0.519949	0.858252	0.505238	0.888133	0.524368	0.911470	0.510562	0.856134
6	0.521119	0.799671	0.502769	0.772025	0.536004	0.814737	0.516723	0.761053
7	0.548745	0.734032	0.532253	0.762053	0.583793	1.014095	0.567744	1.065455
8	0.598388	0.962144	0.582727	0.995931	0.652737	1.301495	0.642754	1.358111
9	0.659246	1.181440	0.642355	1.203811	0.727927	1.545607	0.723643	1.604831
10	0.722110	1.368425	0.702863	1.380314	0.800131	1.742584	0.800256	1.802394

Table 3. L_2 and L_∞ error norms for $\vartheta = 0.01, \Delta t = 0.01$ at $0 \leq x \leq 1.3$.

t	Method 1 $N = 11$		Method 2 $N = 11$		Quin. DQM.[14] $N = 51$		Quar. DQM. [14] $N = 51$	
	$L_2 \times 10^3$	$L_\infty \times 10^3$	$L_2 \times 10^3$	$L_\infty \times 10^3$	$L_2 \times 10^3$	$L_\infty \times 10^3$	$L_2 \times 10^3$	$L_\infty \times 10^3$
2	0.575145	1.399995	0.855814	1.814488	0.647514	1.418692	0.888636	1.842686
3	0.585931	1.087017	0.667538	1.163823	0.603831	1.248161	0.783980	1.273734
4	0.563132	1.027359	0.545585	0.924348	0.559737	1.074432	0.684999	1.040082
5	0.534899	0.905242	0.475804	0.841016	0.524882	0.939394	0.594035	0.897385
6	0.507374	0.782402	0.432537	0.727781	0.496279	0.834173	0.507332	0.772407
7	0.482391	0.731187	0.403642	0.632487	0.472949	0.751101	0.427485	0.662413
8	0.461106	0.675984	0.384467	0.593127	0.455623	0.685356	0.357823	0.567976
9	0.444932	0.620800	0.373711	0.549625	0.445747	0.631350	0.301899	0.489850
10	0.435297	0.569807	0.371088	0.508189	0.444390	0.587301	0.263822	0.424509

Table 4. L_2 and L_∞ error norms for $\vartheta = 0.001, \Delta t = 0.01$ at $0 \leq x \leq 1$.

t	Method 1 $N = 11$		Method 2 $N = 11$		Quin. DQM.[20] $N = 166$		Sep. Coll. [7] $N = 201$	
	$L_2 \times 10^3$	$L_\infty \times 10^3$	$L_2 \times 10^3$	$L_\infty \times 10^3$	$L_2 \times 10^3$	$L_\infty \times 10^3$	$L_2 \times 10^3$	$L_\infty \times 10^3$
2	0.127939	0.402897	0.186973	0.651824	0.127227	0.457137	0.183549	0.818521
3	0.122057	0.432444	0.138003	0.457424	0.110849	0.389233	0.144142	0.523483
4	0.112170	0.366878	0.105227	0.303682	0.098569	0.333200	0.114411	0.356354
5	0.103869	0.302373	0.086320	0.241783	0.090234	0.288512	0.094787	0.254979
6	0.096985	0.266505	0.074980	0.207681	0.084073	0.254679	0.081418	0.213485
7	0.091180	0.247102	0.067703	0.193589	0.079187	0.228346	0.071898	0.188005
8	0.086203	0.225710	0.062680	0.176297	0.075126	0.207124	0.064837	0.168260
9	0.081876	0.205377	0.058969	0.159393	0.071646	0.190023	0.059412	0.152408
10	0.078068	0.187063	0.056064	0.144157	0.068599	0.175928	0.055115	0.139431

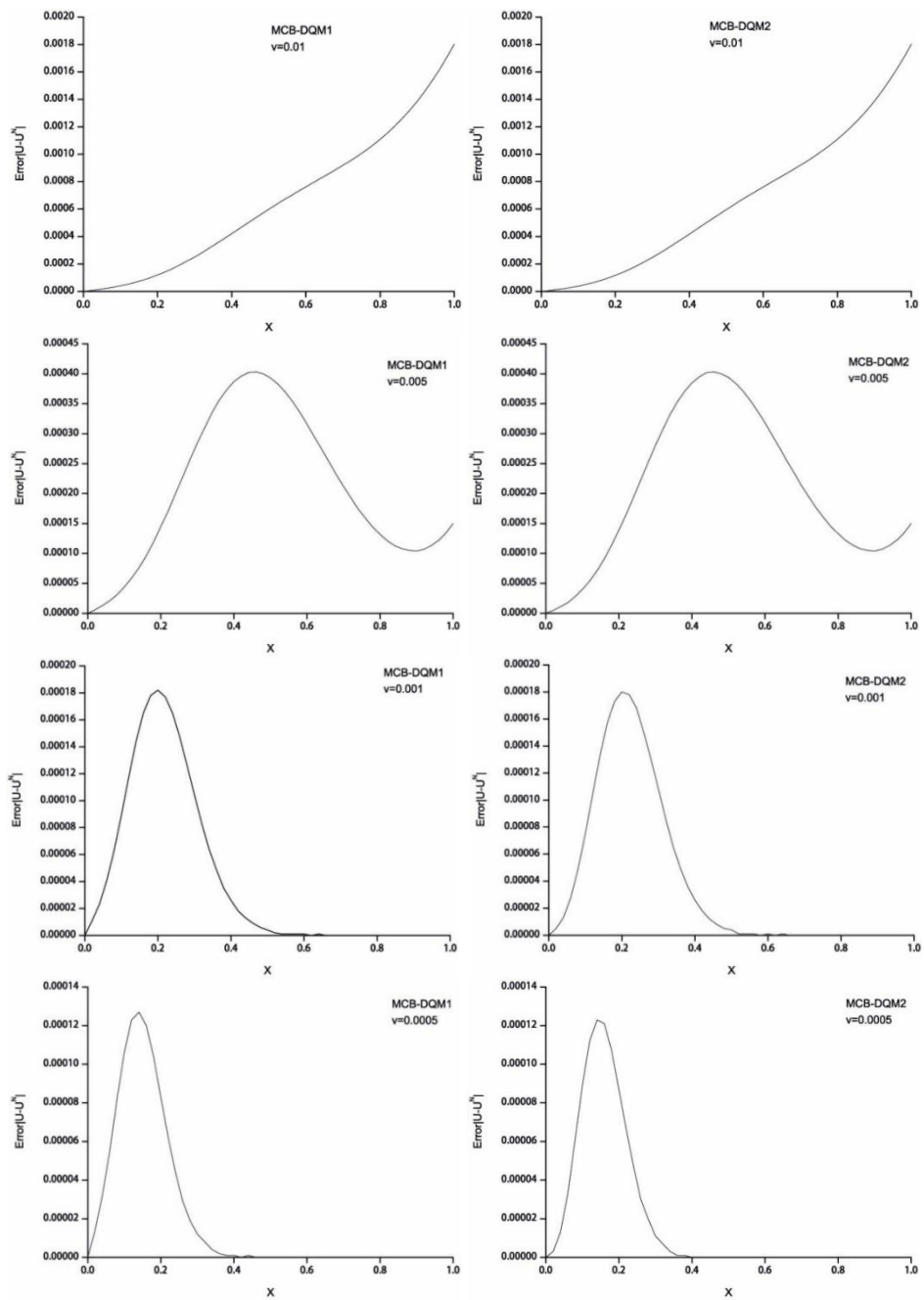


Figure 3. Absolute errors at region $0 \leq x \leq 1$, $t = 10$, $N = 51$ for various value of $\vartheta = 0.01$, $\vartheta = 0.005$, $\vartheta = 0.001$ and $\vartheta = 0.0005$, respectively.

Table 5. L_2 and L_∞ error norms at various time for $\Delta t = 0.001$ at $0 \leq x \leq 1$.

t	$\vartheta = 0.005, N = 11$				$\vartheta = 0.0005, N = 11$			
	Method 1		Method 2		Method 1		Method 2	
	$L_2 \times 10^3$	$L_\infty \times 10^3$	$L_2 \times 10^3$	$L_\infty \times 10^3$	$L_2 \times 10^3$	$L_\infty \times 10^3$	$L_2 \times 10^3$	$L_\infty \times 10^3$
2	0.375651	1.019073	0.551859	1.366950	0.056145	0.252287	0.083951	0.373187
3	0.368724	0.886011	0.418319	0.890476	0.059030	0.257393	0.067899	0.258396
4	0.347760	0.694557	0.331494	0.644805	0.057538	0.214512	0.057624	0.226150
5	0.326879	0.655047	0.281799	0.558450	0.055043	0.199802	0.051556	0.187015
6	0.307983	0.587321	0.251519	0.506531	0.052420	0.177984	0.047540	0.171625
7	0.291229	0.520186	0.231408	0.447099	0.049923	0.159320	0.044581	0.153390
8	0.276497	0.469593	0.217136	0.392948	0.047622	0.148779	0.042227	0.136386
9	0.263755	0.441707	0.206833	0.364836	0.045525	0.137607	0.040258	0.126996
10	0.253180	0.412211	0.199821	0.342825	0.043619	0.126915	0.038557	0.118341

An analysis about the stability of the matrix is also carried out for the MCB-DQM. For software, *MATLAB* R2013b program is used in order to calculate the eigenvalues of the coefficient matrix of single soliton problem. Eigenvalues of the suggested method for varying number of nodal points are demonstrated in Figure 4. The eigenvalues for $N = 11$, $N = 21$ and $N = 31$ have also imaginary parts for both methods. When grid points are chosen $N = 41$ and $N = 51$ eigenvalues that are obtained by Method 1 have only real parts but eigenvalues that are obtained by Method 2 have imaginary parts again. It is seen that all of the eigenvalues lie in the stability criteria region [38].

Also, maximum absolute value of the eigenvalues for different number of nodal points are tabulated in Table 6. Method 1 produces pure real eigenvalues when the grid numbers greater than 41 but method 2 produces pure real eigenvalues from 101. As it is seen from Table 6 when the number of the nodal points are taken higher since absolute value of eigenvalue grows, time step should be decreased to obtain the stable solution.

In this study, an ordinary PC Intel(R) Core(TM) i7 - 4770 CPU @ 3.40 GHz Windows 10 Home is used for calculations. CPU time of the both methods are computed and reported at Table 7. Those results show that the present methods are practicable and speedy.

Table 6. Eigenvalues for different number of nodal points.

Method 1: $\vartheta = 0.001$							
Grid Number	11	21	31	41	51	101	201
$Max Re(\lambda) $	1.08	4.68	10.68	19.68	29.88	119.88	479.88
$Max Im(\lambda) $	0.74	1.40	0.52	0.00	0.00	0.00	0.00
Method 2: $\vartheta = 0.001$							
Grid Number	11	21	31	41	51	101	201
$Max Re(\lambda) $	0.59	2.54	5.84	10.45	16.39	65.83	263.58
$Max Im(\lambda) $	0.84	2.15	3.23	3.90	4.09	0.00	0.00

Table 7. CPU time(sec.) for various value of ϑ at solution domain $0 \leq x \leq 1$.

ϑ	Δt	N	Method 1	Method 2
0.01	0.01	11	0.015625	0.015625
0.001	0.01	21	0.031250	0.031250
0.005	0.001	11	0.234375	0.218750
0.0005	0.001	41	0.765625	0.703125

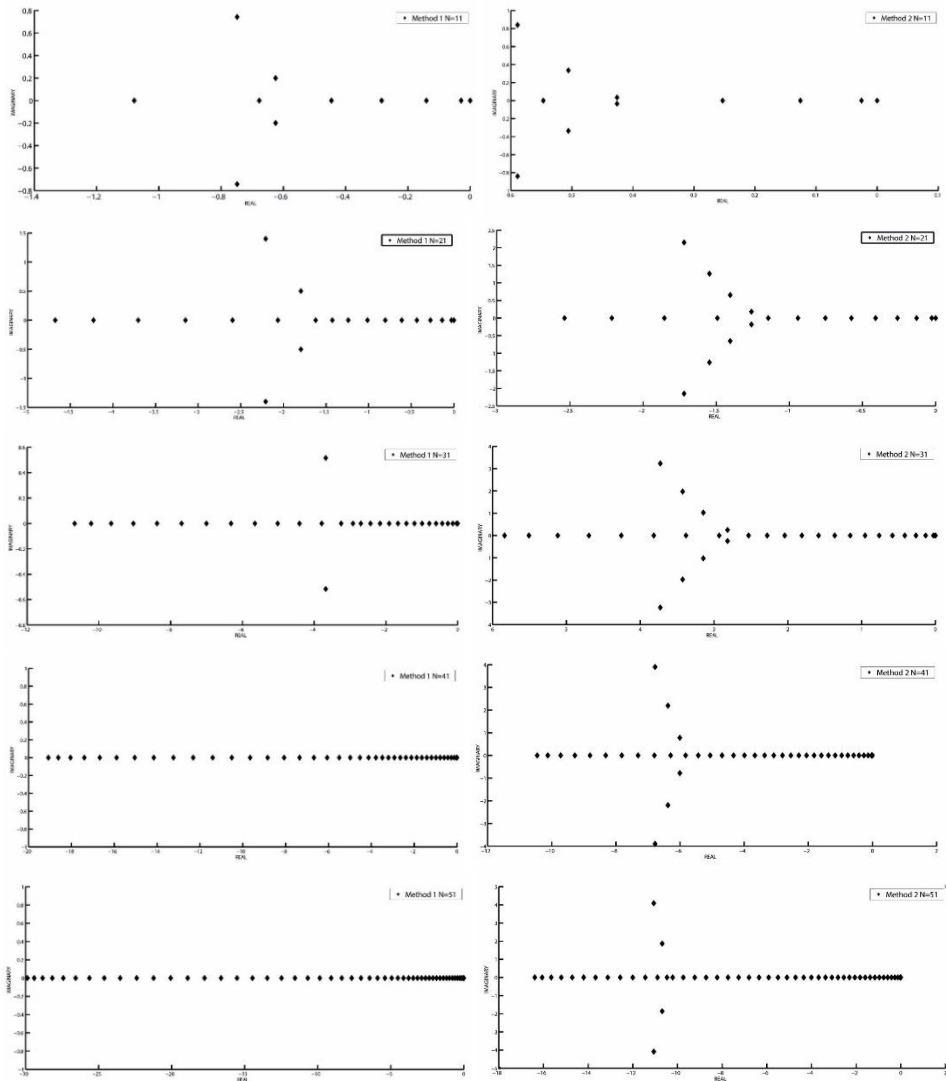


Figure 4. Eigenvalues for various number of grid points: $\vartheta = 0.001$.

5. CONCLUSION

Throughout this manuscript, we have tried to apply DQMs depending on the modified cubic B-spline basis functions for approximate solutions of the MBE. The accuracy and efficiency of the new method have been demonstrated by calculating the error norms L_2 and L_∞ . The outstanding feature of the methods is its ability to obtain acceptable good approximations despite of using even less number of nodal points. This can be easily seen from the tables present in this article. As it can be observed by the comparison between the calculated values of the error norms L_2 and L_∞ by this method and previous works, MCB-DQMs results are acceptable good. The

stability analysis of the numerical approximation by the eigenvalues has also been made. The obtained results show that MCB-DQMs may be used to obtain reasonable accurate numerical solutions of the MBE. So, MCB-DQMs is a reliable one to obtain the approximate solutions some physically important nonlinear partial differential equations.

REFERENCES

- [1] Bateman H.,(1915) Some recent researches on the motion of fluids, Monthly Weather Rev. 43, 163-170.
- [2] Burgers J.M., (1948) A mathematical model illustrating the theory of turbulence, Adv. Appl. Mech. 1, 171-190.
- [3] Haim B., Felix B., (1998) Partial differential equations in the 20th century, Adv. Math. 135, 76-144.
- [4] Seydaoğlu M., (2018) An accurate approximation algorithm for Burgers equation in the presence of small viscosity, Journal of Computational and Applied Mathematics 344, 473-481.
- [5] Cole J.D., (1951) On a quasi-linear parabolic equations occurring in aerodynamics, Quart. Appl. Math. 9, 225-236.
- [6] Bratsos A.G., (2010) A fourth-order numerical scheme for solving the modified Burgers equation, Computers and Mathematics with Applications 60, 1393-1400.
- [7] Ramadan, M.A., EI-Danaf, T.S. and Abd Alaal, F.E.I. (2005) A Numerical Solution of the Burgers Equation Using Septic B-Splines. Chaos, Solitons and Fractals 26, 1249-1258.
- [8] Ramadan, M.A., EI-Danaf, T.S.,(2005) Numerical treatment for the modified burgers equation, Math. Comput. in Simul. 70, 90-98.
- [9] Duan Y., Liu R. and Jiang Y., (2008) Lattice Boltzmann model for the modified Burgers' equation, Appl. Math. and Comput. 202, 489-497.
- [10] Saka B., Dag I. and Irk D., (2007) Numerical Solution of the Modified Burgers Equation by the Quintic B-spline Galerkin Finite Element Method, Int. J. Math. Statis. 1, 86-97.
- [11] Irk D.,(2009) Sextic B-spline collocation method for the modified Burgers' equation, Kybernetes 38(9), 1599-1620.
- [12] Roshan T., Bhamra K.S.,(2011) Numerical solutions of the modified Burgers' equation by Petrov-Galerkin method, Appl. Math. Comput. 218, 3673-3679.
- [13] Zhang R.P., Yu X.J., Zhao G.Z., (2013) Modified Burgers' equation by the local discontinuous Galerkin method, Chin. Phys. B, 22(3), 030210-1 030210-5.
- [14] Başhan, A., Karakoç, S.B.G., Geyikli, T., (2015) B-spline Differential Quadrature Method for the Modified Burgers' Equation, Çankaya University Journal of Science and Engineering, 12(1), pp. 001-013.
- [15] Karakoç, S.B.G., Başhan A. and Geyikli, T., (2014) Two Different Methods for Numerical Solution of the Modified Burgers' Equation, 2014, Article ID 780269, 13 pages <http://dx.doi.org/10.1155/2014/780269>.
- [16] Aswin V.S., Awasthi, A., (2018) Iterative differential quadrature algorithms for modified Burgers equation, Engineering Computations Vol. 35 No. 1, 235-250.
- [17] Lakshmi C. and Awasthi A., (2018) Robust numerical scheme for nonlinear modified Burgers equation, International Journal of Computer Mathematics Vol. 95, NO. 9, 1910-1926.
- [18] Bellman, R., Kashef, B.G. and Casti, J., (1972) Differential quadrature: a technique for the rapid solution of nonlinear differential equations, Journal of Computational Physics, 10, 40-52.
- [19] Shu, C., (2000) Differential Quadrature and its application in engineering, Springer-Verlag London Ltd.

- [20] Başhan A., Yağmurlu N.M., Uçar Y., Esen A., (2017) An effective approach to numerical soliton solutions for the Schrödinger equation via modified cubic B-spline differential quadrature method, *Chaos, Solitons and Fractals* 100, 45-56.
- [21] Başhan, A., Uçar, Y., Yağmurlu, N.M., Esen, A. (2016) Numerical Solution of the Complex Modified Korteweg-de Vries Equation by DQM, *Journal of Physics: Conference Series* 766, 012028 doi:10.1088/1742-6596/766/1/012028.
- [22] Başhan, A., (2018) An effective application of differential quadrature method based on modified cubic B-splines to numerical solutions of KdV equation, *Turk J Math* 42, 373-394.
- [23] Başhan, A., Karakoç, S.B.G., Geyikli, T., (2015) Approximation of the KdVB equation by the quintic B-spline differential quadrature method”, *Kuwait Journal of Science* , 42(2), pp. 67-92.
- [24] Korkmaz A. and Dağ I., (2013) Cubic B-spline differential quadrature methods and stability for Burgers’ equation, *International Journal for Computer-Aided Engineering and Software* Vol. 30 No.3, 320-344.
- [25] Bellman, R., Kashef, B., Lee, E.S. and Vasudevan, R., (1976) *Differential Quadrature and Splines, Computers and Mathematics with Applications*, Pergamon, Oxford, 371-376.
- [26] Quan J.R. and Chang C.T., (1989) New sightings in involving distributed system equations by the quadrature methods-I, *Comput. Chem. Eng.*, Vol. 13, 779-788.
- [27] Shu, C. and Richards B.E., (1992) Application of generalized differential quadrature to solve two dimensional incompressible Navier-Stokes equations, *Int. J. Numer. Meth. Fluids*, 15, 791-798.
- [28] Cheng, J., Wang, B. and Du, S. (2005) A theoretical analysis of piezoelectric/composite laminate with larger-amplitude deflection effect, Part II: hermite differential quadrature method and application, *International Journal of Solids and Structures*, 42, 6181-6201.
- [29] Shu, C. and Wu, Y.L. (2007) Integrated radial basis functions-based differential quadrature method and its performance, *Int. J. Numer. Meth. Fluids*, 53, 969-984.
- [30] Striz, A.G., Wang, X. and Bert, C.W. (1995) Harmonic differential quadrature method and applications to analysis of structural components, *Acta Mechanica*, Vol. 111, 85-94.
- [31] Korkmaz, A. and Dag, I., (2011) Shock wave simulations using Sinc Differential Quadrature Method, *International Journal for Computer-Aided Engineering and Software*, 28 (6), 654-674.
- [32] Başhan A., Uçar Y., Yağmurlu N.M., Esen A., (2018) A new perspective for quintic B-spline based Crank-Nicolson differential quadrature method algorithm for numerical solutions of the nonlinear Schrödinger equation, *Eur. Phys. J. Plus* 133: 12, 1-15.
- [33] Başhan A., Yağmurlu N.M., Uçar Y., Esen A., (2018) A new perspective for the numerical solutions of the cmKdV equation via modified cubic B-spline differential quadrature method, *International Journal of Modern Physics C*, Vol. 29, No. 6, 1850043 (17 pages).
- [34] Prenter P.M., (1975) *Splines and Variational Methods*, New York:John Wiley.
- [35] Harris S.L., (1996) Sonic shocks governed by the modified Burgers’ equation *Eur. J. Appl. Math.* 6, 75-107.
- [36] Mittal, R.C. and Jain, R.K. (2012) Numerical solutions of Nonlinear Burgers’ equation with modified cubic B-splines collocation method, *Appl. Math. Comp.* 218, 7839-7855.
- [37] Ketcheson, D. I. (2010) Runge–Kutta methods with minimum storage implementations, *Journal of Computational Physics*, 229, 1763–1773.
- [38] Ketcheson, D. I. (2008) Highly efficient strong stability preserving Runge-Kutta methods with Low-Storage Implementations, *SIAM J. SCI. COMPUT.* 30(4), 2113–2136.